













Proofing Report

Summary Information

File Name	24-00024-001_Del_Del_Na_Chr_Pou-Pou_400g_AW_0MAR.pdf
Report Created	30-Jan-2024 09:43:38 PM
Performed By	Subhadeep Sen

Proofing Report

Color Table

Color	Color Name	Master File
Spot Colors (8)		39.63%
	WHITE	3.56%
	DIELINE	2.58%
	PANTONE 7484 C	0.33%
	PANTONE 871 C	0.2%
	PANTONE 485 C	0.67%
	PANTONE 102 C	0.26%
	PANTONE 356 C	8.85%
	PANTONE 2350 C	23.18%
Process Colors (4)		2.56%
	Black	1%
	Yellow	0.53%
	Magenta	0.51%
	Cyan	0.52%

Tips:

1. If your packaging requires only 3 colors or less, then use Pantone colors, it is often cheaper
2. If your artwork has full-color photographic images, then you ll need CMYK color process
3. If you are looking for color consistency from job-to-job and printer-to-printer, then you will need Pantone
4. If your artwork contains very thin lines then Pantone colors are better
5. If your artwork contains metallic or fluorescent colors then Pantone colors are best
6. The less colors you use, the less expensive, in most cases

Proofing Report

Layer Table

Layer Name	Master File
Available Layer(s)	
Visible Layers (4)	
slug	✓
callout	✓
dieline	✓
artwork	✓
Hidden Layers (0)	
No Hidden Layers	

Proofing Report

Font Table


Font Size	Font Name	Master File
3 pt	Arial-BoldMT	✓
	ArialMT	✓
4 pt	Arial-BoldMT	✓
	ArialMT	✓
5 pt	Arial-BoldMT	✓
6 pt	Arial-BoldMT	✓
	MyriadPro-BoldCond	✓
7 pt	Arial-BoldMT	✓
	MyriadPro-Cond	✓
8 pt	Arial-BoldMT	✓
	MyriadPro-Cond	✓
9 pt	MyriadPro-Bold	✓
	MyriadPro-Cond	✓
10 pt	Arial-BoldMT	✓
	KabelltcTEE-Demi	✓
	MyriadPro-BoldCond	✓
	MyriadPro-Cond	✓
11 pt	KabelltcTEE-Demi	✓
	MyriadPro-Bold	✓
	MyriadPro-BoldCond	✓
	MyriadPro-Cond	✓
12 pt	Arial-BoldMT	✓
	KabelltcTEE-Demi	✓
	MyriadPro-Bold	✓
	MyriadPro-Cond	✓
	MyriadPro-Regular	✓
	RupeeForadian	✓

Tips:
Font or Type size requirements are mandated by many regulatory agencies across industries. These requirements may also be dependent on the size of the Principal Display Panel (PDP). Getting to know which text is in what font size saves a lot of manual checking using rulers and distance measuring methods.

Proofing Report

Navigate to Master
Master : 1

Barcode Table

Barcode Details	Master File	
EAN13 (8901246007384)	✓	
Image		
Type	EAN13	
Value	8901246007384	
Class	Barcode1D	
Quality	1	
Confidence	100%	
Direction	LeftToRight	
Parameter	Value	Grade
Scan Grade	4	A
Magnification	98 %	N/A
Max-Reflectance	100.0%	N/A
Min-Reflectance	12.5%	A
Global threshold	56.3%	N/A
Symbol Contrast	87.5%	A
Min edge contrast	87.5%	A
Modulation	1.00	A
Defects	0.00	A
Decodability	0.76	A
BWR	0.33 mm	N/A

Tips:

Retailers and manufacturers globally use these ISO standards to ensure barcodes can be read consistently — at all stages of the supply chain. This improves efficiency and productivity. An ISO-based verifier (like ManageArtworks) looks at the symbol in the same way that a scanner does, but goes further by grading the symbol's quality. The grade can range from 4-0 (A-F) based on how close the symbol is to perfect. The lower the ISO grade, the higher the possibility of scanning difficulties. The target measurement for all barcodes is ISO Grade 4, but an acceptable grade can be lower.

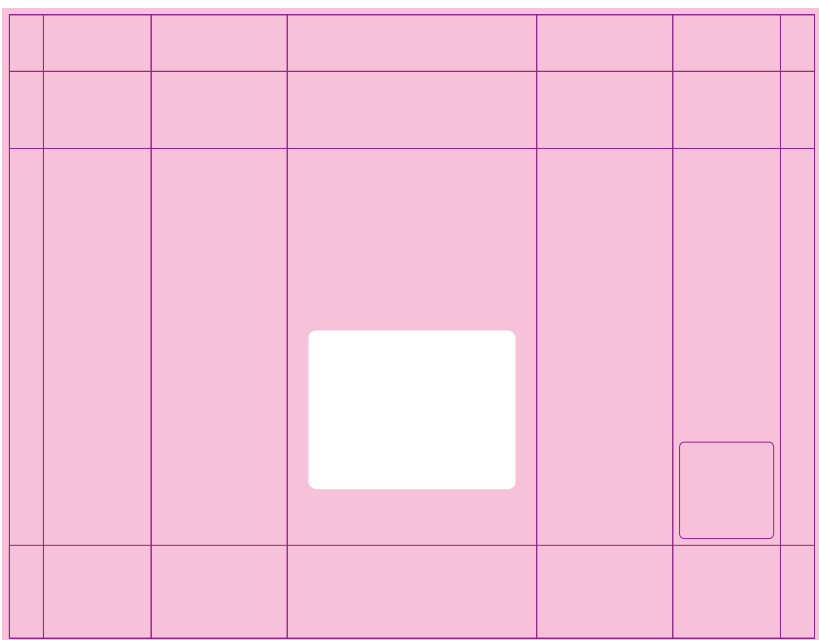


BARCODE MAGNIFICATION 100% &
BWR 60 MICRON

EYE MARK SIZE :
12 mm (W) X 10 mm (H)

NOTE FOR PRODUCTION

DISCLAIMERS SYMBOLS USED IN AW
*, #



ENCEPT

PACKAGING BRAND MANAGEMENT

DIGITAL ARTWORK PROOF

VERSION

AW_0

SCALE 1:1

DELMONTE CHR- CHIFFERI RIGATI

POUCH(GRAVURE) 400G

CLIENT DEL MONTE FOODS PVT LTD

COUNTRY/REGION: INDIA

PROJECT NAME: DMP PASTA IMPORTED JAN24

DATE: 29-01-2024

ARTWORK TECHNICAL INFO

PACK FORMAT

POUCH(GRAVURE)

BARCODE NUMBER

8901246007384

DIELINE SIZE

355 mm x 275 mm

BARCODE COLOUR

BLACK

PRINTING PROCESS

GRAVURE

BARCODE MAGNIFICATION

100%

SUBSTRATE

PET + NATPE

BARCODE BWR

60

PRINTER NAME

NONE

BARCODE GRADE

A

MIN FONT SIZE (LOWER CASE)

POS - 1.0mm, NEG - 1.0mm

MANDATE SHEET

NA

ARTWORK FILE INFO

FILE NAME

24-00024-001_DEL_DEI_NA_CHR_POU-POU_400G_AW_0

ARTWORK STAGE

ARTWORK ADAPTION/ROLLOUTS

PROJECT ID

24-00024

SOFTWARE USED

ADOBE ILLUSTRATOR CC

ARTWORK SPECIALIST

10184

QC SPECIALIST

10149

COLOUR & POST-PRINT INFO

BLACK

PANTONE 7484 C

PANTONE 871 C

PANTONE 102 C

PANTONE 485 C

WHITE

PANTONE 2390 C

PANTONE 356 C

REVISION HISTORY

DATE

VERSION

SCOPE

29-01-2024

AW_0

NEW

NOTES TO RECIPIENTS

CLIENT, PLEASE REVIEW THIS DIGITAL ARTWORK THOROUGHLY BEFORE APPROVING.

Encept Global makes all necessary efforts to ensure artworks are error-free in regards to design/layout, text & pack copy, legal guidelines, barcode information, prioritization, colours & technical information. However, Encept cannot be held responsible once final approval has been provided. Encept will also not be held responsible for any damages arising from the use/production of this artwork file for any commercial/non-commercial purpose.

ENCEPT PREMEDIA PRIVATE LIMITED

C-111-118, BSEEL Tech Park, Plot No.39/5 & 39/5A Sector-30A, Vashi - Navi Mumbai - 400703 Maharashtra, INDIA. Email: biz@enceptglobal.com. Website: www.enceptglobal.com

This digital proof is an optimized PDF file primarily intended for the purpose of reviewing layout & text copy on the pack. It may not be colour accurate or usable as a colour reference unless explicitly specified. Under no circumstances should a digital view or a non-colour-managed hard copy proof/mock created using this artwork be considered as a colour reference/target for print. Please get in touch with your Encept Account Management Executive for any issues or trouble viewing this proof.

PRINTER, PLEASE REVIEW THIS DIGITAL ARTWORK THOROUGHLY BEFORE PRINTING.

This artwork has been built to print specifications as available/ provided. Even though adequate reprint pre-press has been applied, please ensure the artwork is compatible with your specific press capabilities/ requirements before preparing plates/ cylinders. Technical pre-press parameters such as trapping/ screen angles/ lpi/ bleeds/ post-print finishes/ non-print areas etc., must be checked and adjusted as necessary to achieve the desired print result.

An appropriate digital Epson Proof/ LSO shade card supplied by either Encept or the client should be used to match print output from this artwork. Please speak with Encept Print Production/ Account Management Executive if you have any queries.