











# Proofing Report

## Summary Information

File Name	23-00462-011_Del_Del_10o_Cfs_Sac-Sac_30g_AW_5MAR.pdf
Report Created	03-May-2024 01:13:02 PM
Performed By	Shashwat Garg

# Proofing Report

Color Table

Color	Color Name	Master File
Spot Colors (6)		22.02%
	White	6.79%
	DIELINE	2.77%
	PANTONE 7506 C	2.04%
	PANTONE 485 C	0.66%
	PANTONE 172 C	1.27%
	PANTONE 4975 C	8.49%
Process Colors (4)		30.79%
	Black	4.79%
	Yellow	12.23%
	Magenta	8.46%
	Cyan	5.31%

- Tips:**
- 1. If your packaging requires only 3 colors or less, then use Pantone colors, it is often cheaper
  - 2. If your artwork has full-color photographic images, then you ll need CMYK color process
  - 3. If you are looking for color consistency from job-to-job and printer-to-printer, then you will need Pantone
  - 4. If your artwork contains very thin lines then Pantone colors are better
  - 5. If your artwork contains metallic or fluorescent colors then Pantone colors are best
  - 6. The less colors you use, the less expensive, in most cases

# Proofing Report

Layer Table

Layer Name	Master File
Available Layer(s)	
Visible Layers (8)	
slug	✓
callout	✓
note	✓
inner dimenssion	✓
dimensions	✓
dieline	✓
artwork	✓
background	✓
Hidden Layers (2)	
info	✓
white	✓

# Proofing Report

Font Table


Font Size	Font Name	Master File
2 pt	Helvetica-Bold	✓
3 pt	ArialMT	✓
4 pt	Arial-BoldMT	✓
	ArialMT	✓
5 pt	Arial-BoldMT	✓
	Myriad-Condensed	✓
6 pt	Arial-BoldMT	✓
	ArialMT	✓
	Myriad-Condensed	✓
7 pt	Myriad-Condensed	✓
8 pt	Arial-BoldMT	✓
	Helvetica-Bold	✓
	Myriad-Condensed	✓
9 pt	ArialMT	✓
	Myriad-Condensed	✓
10 pt	Arial-BoldMT	✓
	ArialMT	✓
	Myriad-Condensed	✓
	RupeeForadian	✓
11 pt	Myriad-Condensed	✓
	MyriadVariableConcept-Roman	✓
	Poppins-Bold	✓
13 pt	Arial-BoldMT	✓
	MyriadVariableConcept-Roman	✓
14 pt	Arial-BoldMT	✓
15 pt	Cafeta	✓
23 pt	MyriadPro-Bold	✓

**Tips:**  
 Font or Type size requirements are mandated by many regulatory agencies across industries. These requirements may also be dependent on the size of the Principal Display Panel (PDP). Getting to know which text is in what font size saves a lot of manual checking using rulers and distance measuring methods.

# Proofing Report

Navigate to Master
Master : 1

Barcode Table


Barcode Details	Master File	
EAN13 ( 8901246007797 )	✓	
Image		
Type	EAN13	
Value	8901246007797	
Class	Barcode1D	
Quality	1	
Confidence	100%	
Direction	BottomToTop	
Parameter	Value	Grade
Scan Grade	0	F
Magnification	59 %	N/A
Max-Reflectance	100.0%	N/A
Min-Reflectance	11.8%	A
Global threshold	55.9%	N/A
Symbol Contrast	88.2%	A
Min edge contrast	67.8%	A
Modulation	0.77	A
Defects	0.00	A
Decodability	0.00	F
BWR	0.20 mm	N/A

Tips:

Retailers and manufacturers globally use these ISO standards to ensure barcodes can be read consistently — at all stages of the supply chain. This improves efficiency and productivity. An ISO-based verifier (like ManageArtworks) looks at the symbol in the same way that a scanner does, but goes further by grading the symbol's quality. The grade can range from 4-0 (A-F) based on how close the symbol is to perfect. The lower the ISO grade, the higher the possibility of scanning difficulties. The target measurement for all barcodes is ISO Grade 4, but an acceptable grade can be lower.



White



BARCODE DETAILS  
SIZE: 10 mm(W) X 23.374 mm(H)  
MAGNIFICATION 60%  
& BWR 00 MICRON

NOTE FOR PRODUCTION

DISCLAIMERS SYMBOLS USED IN AW









\* # ^  
, ,

DIGITAL ARTWORK PROOF	DELMONTE CFS- CHOCOLATE FLAVOURED SYRUP SACHET 30G
VERSION	CLIENT DEL MONTE FOODS PVT LTD
AW_5	COUNTRY/REGION INDIA
SCALE 1:1	PROJECT NAME DM CULINARY DEC23
	DATE 02-05-2024

ARTWORK FILE INFO
FILE NAME 23-00462-011_DEL_DEL_100_CFS_SAC-SAC_30G_AW_5
ARTWORK STAGE REVISION
PROJECT ID 23-00462 SOFTWARE USED ADOBE ILLUSTRATOR CC
ARTWORK SPECIALIST 010198 QC SPECIALIST 10184

ARTWORK TECHNICAL INFO	
PACK FORMAT SACHET	BARCODE NUMBER 8901246007797
DIELINE SIZE 160 mm x 120 mm	BARCODE COLOUR BLACK
PRINTING PROCESS GRAVURE	BARCODE MAGNIFICATION 60%
SUBSTRATE PET + AL FOIL + PE	BARCODE BWR 0 MICRON
PRINTER NAME NONE UNDEFINED	BARCODE GRADE C
MIN FONT SIZE (LOWER CASE) POS - 1.0mm, NEG - 1.1mm	MANDATE SHEET NA

COLOUR & POST-PRINT INFO

	BLACK		MAGENTA
	PANTONE 485 C		YELLOW
	PANTONE 4975 C		WHITE
	PANTONE 7506 C		
	CYAN		

REVISION HISTORY		
DATE	VERSION	SCOPE
02-05-2024	AW_5	REV-TEXT AMENDS
30-04-2024	AW_4	REV-GRAPHIC AMENDS
29-04-2024	AW_3	REV-GRAPHIC AMENDS
17-04-2024	AW_2	REV-TEXT AMENDS
16-04-2024	AW_1	REV-TEXT AMENDS
10-04-2024	AW_0	NEW

#### NOTES TO RECIPIENTS

CLIENT, PLEASE REVIEW THIS DIGITAL ARTWORK THOROUGHLY BEFORE APPROVING. Encept Global makes all necessary efforts to ensure artworks are error-free in regards to design/layout, text & pack copy, legal guidelines, barcode information, printability, colours & technical information. However, Encept cannot be held responsible once final approval has been provided. Encept will also not be held responsible for any damages arising from the use/production of this artwork file for any commercial/non-commercial purpose.

This digital proof is an optimized PDF file primarily intended for the purpose of reviewing layout & text/ copy on the pack. It may not be colour-accurate or usable as a colour reference unless explicitly specified. Under no circumstances should a digital view or a non-colour-managed hard copy proof/ mock created using this artwork be considered as a colour reference/target for print. Please get in touch with your Encept Account Management Executive for any issues or trouble viewing this proof.

**PRINTER, PLEASE REVIEW THIS DIGITAL ARTWORK THOROUGHLY BEFORE PRINTING.**  
This artwork has been built to print specifications as available/ provided. Even though adequate repro/ pre-press has been applied, please ensure the artwork is compatible with your specific press capabilities/ requirements before preparing plates/ cylinders. Technical pre-press parameters such as trapping/ screen angles/ lpi/ bleeds/ post-print finishes/ non-print areas etc., must be checked and adjusted as necessary to achieve the desired print result.

An appropriate digital Epson Proof/ LSD shade card supplied by either Encept or the client should be used to match print output from this artwork. Please speak with Encept Print Production / Account Management Executive if you have any queries.